

# Reciprocating Pump SDPD


 **DISTRIBUTION**  
CRYOSTAR

## Technical Index

### Pump ID Meaning

SDPD    22 or 30    /    20 or 32  
(model)    (piston Ø in mm)    (piston stroke in mm)

Applications	Cylinder and buffer tank filling
Liquids pumped	LOX, LIN, LAr, LCO <sub>2</sub> , LN <sub>2</sub> O, LNG
Drive type	Grease lubricated crank drive
Design pressure 22/20	420 bar / 6100 PSI
Design pressure 30/32	280 bar / 4000 PSI



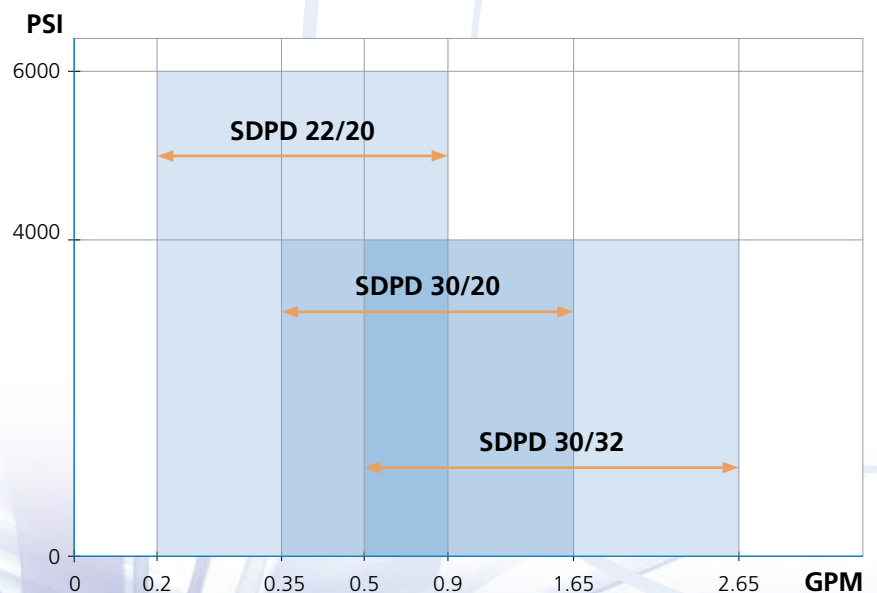
### Test Procedure

Each pump manufactured by CRYOSTAR is mechanically and cryogenically tested prior to shipment in our state-of-the-art testing facility to ensure that performance meets customer specification. The precision of measuring devices provides essential results : differential head, flow rate, seal gas consumption, pump efficiency, NPSH, noise and vibration levels – all documented and submitted to the customer.

### Quality

Designed in compliance with guidelines like IGC 11/82 norm

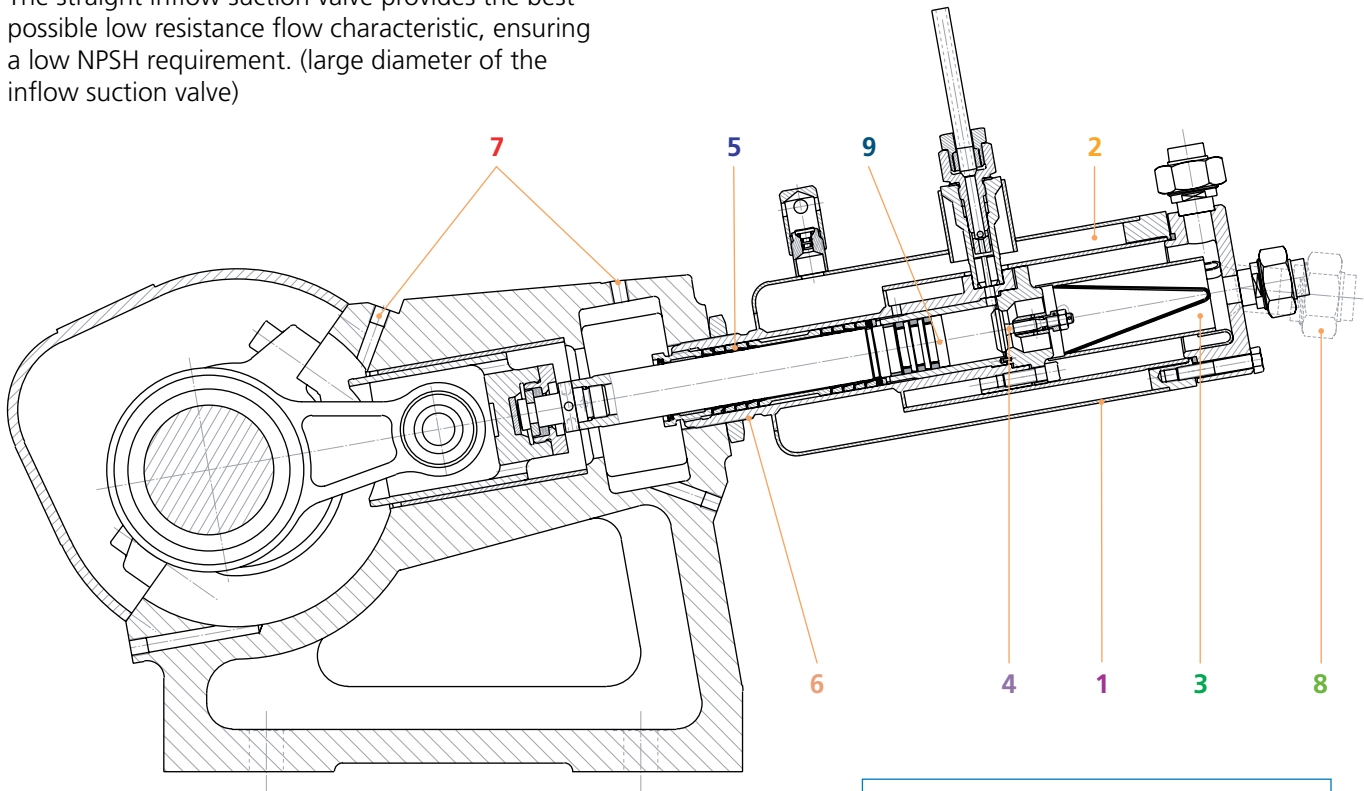
### Performance





## ★ Features

- 1 The cold end is slanted upwards by 10 degrees, thus improving degassing of the pump cylinder and preventing accumulation of gas in the suction chamber prior to start-up and during operation
- 2 Thanks to the excellent vacuum insulation, the lowest temperature is kept in the pump body, and the liquid is available for an instant re-start (without venting)
- 3 The suction chamber is designed to separate any flash gas from the incoming liquid, assuring a homogeneous flow of cold liquid into the cylinder
- 4 The straight inflow suction valve provides the best possible low resistance flow characteristic, ensuring a low NPSH requirement. (large diameter of the inflow suction valve)
- 5 The thin "hat" seal rings remain flexible even at extremely low temperatures
- 6 The cold end is either screwed in, or bolted to an intermediate piece. This open distance piece serves as a cold break between the cylinder and the crank drive
- 7 Both the crank drive and the intermediate part have connections for an optional nitrogen purge
- 8 Thermosiphon tank suction valve execution (option), allowing for a shorter cool down period as well as reduced losses
- 9 Piston head made of bronze allowing a safer operation.



## ★ Options

- ★ PT100 probe in gas return line for cool-down protection
- ★ Low Pressure seals heater for cold standby periods over 3 hours
- ★ PT100 probe in discharge line for anti-cavitation protection
- ★ PT100 probe in intermediate piece for leakage detection

Longer cold end life time is assured through relatively low pump speeds and the KWIKSTART installation.

The flexible suction and return line sections are also slanted and made as short as possible so that the pump can be placed very close to the tank pod.

**For more details please contact your local Cryostar representative**



CRYOSTAR Automation	tel : +33 (0) 5 65 80 20 20	info@cryostar.com
CRYOSTAR Brazil	tel : +55 11 5092 5262	brazil@cryostar.com
CRYOSTAR China	tel : +86 571 8536 8331	china@cryostar.com
CRYOSTAR France	tel : +33 (0) 3 89 70 27 27	info@cryostar.com
CRYOSTAR Singapore	tel : +65 6276 7441	singapore@cryostar.com
CRYOSTAR UK	tel : +44 1709 702 777	uk@cryostar.com
CRYOSTAR USA East	tel : 1-800-483-1052	usa@cryostar.com
CRYOSTAR USA West	tel : +1 (562) 903-1290	usa@cryostar.com
CRYOSTAR USA - Houston Office	tel : +1 (713) 661-6000	usa.houston@cryostar.com



[www.cryostar.com](http://www.cryostar.com)